

## OppiLab painting fume hood

Special fume hood designed for painting.


- Special fume hood designed for painting, with an EX interior.
- The back wall is equipped with a replaceable painting filters.
- The worktop has a rotating painting base on it.
- The fume hood has an optimally designed front edge, continuous handle and side profiles to optimize air flow.



### Product information

Standard width	900 mm
Worktop depth	600 mm
Total depth	725 mm
Total height	In 1 part: glass 2450 mm.
Worktop material	Acidproof steel.

### VISU KALUSTE OY

 Eeliksentie 6, 34870 Visuvesi, Finland

 [visu@visukaluste.fi](mailto:visu@visukaluste.fi)

 +358 44 749 4940

 [visu.fi](http://visu.fi)



INNOSTAVIA YMPÄRISTÖJÄ  
TIETEELLE JA TUTKIMUKSELLE


Materials of sides and rear wall	The side walls are powder-coated aluminum. The back wall has a replaceable painting filter.
Front wall	The glass hatch, made of laminated safety glass, is easy to clean. Also available with an ergonomic diagonal safety glass.
Height adjustment	Fixed 900mm.
Internal storage	Rotating painting base.
Sockets	When necessary.
Air conditioning	0-1 IC switch or automatic IC control option.
Other additional properties	You can include under-desk furniture, connected to the fume hood's ventilation, for the storage of paints etc.

### Additional technical information


The technical properties depend on the fume hood width.

Standard widths, [mm]	900	
Air volume, [l/s]	125	Door 300 mm when open, 0.5 m/s inflow.
Standard lights, led W (lumen)	10/(1040)	
Air conditioning pipe connection, [mm]	200	

### VISU KALUSTE OY

 Eeliksentie 6, 34870 Visuvesi, Finland

 [visu@visukaluste.fi](mailto:visu@visukaluste.fi)

 +358 44 749 4940

 [visu.fi](http://visu.fi)