

Laboratory electric desk

- The high load capacity, easy cleanability, and chemical resistance makes this table excellent for laboratory use.
- Quiet and smooth height adjustment allows for easy and quick changes to the working position. Programmable memory settings simplify switching between different working heights.
- Under-desk cabinets and drawers can be mounted to the table frame or equipped with castors.
- Standard ratkaisuihin olemme valikoineet mitoitukseltaan ja materiaaleiltaan laadukkaat, yleisimmin käytetyt vaihtoehdot.
- For standard solutions, we have selected high-quality, commonly used options in terms of dimensions and materials.
- Custom solutions are always tailored to meet the specific needs of the customer.



Feel free to contact us, and our experts will be happy to help you choose the right solutions.

Standard

Description	Product code	Standard dimensions [mm]			Additional information
		Width	Depth	Height	
Laboratory electric desk	RL-S-T2	600-2300*	600, 800	670-1320	
Laboratory electric desk	RLp-S-T2	700-2300*	600, 800	770-1420	On castors
Laboratory electric corner desk	RL-K-S-T2	1280-2300*	1280-2300*	670-1320	Worktop depth options 600, 800 mm, specified in the order. Note: The worktop will have a seam if required by its size.


* Widths available in 100 mm increments.

Custom


In addition to standard models, we also manufacture desks according to customer specifications. In custom solutions, dimensions, materials, and features are entirely up to the customer.

Feel free to ask our experts for more information, and let's design the right solutions together!

VISU KALUSTE OY

 Eeliksentie 6, 34870 Visuvesi, Finland

 visu@visu.fi

 +358 44 749 4940

 visu.fi




INNOSTAVIA YMPÄRISTÖJÄ
TIETEELLE JA TUTKIMUKSELLE


Additional information

Installation method	Freestanding on the floor with adjustable feet pads as standard, allowing for cleaning underneath the legs.
Materials	Worktop material is acid- and chemical-resistant solid laminate (T2). Other options are also available; please read more on the Worktop Materials page. The frame is made of powder-coated steel to meet laboratory environmental requirements.
Colour	Standard white, other colours by order.
Load capacity	240 kg per desk (2 electric legs). Higher load capacities are also available, contact our specialists for further information.
Height adjustment	Stepless adjustment (programmable), with 3 memory locations, soft start and stop. The table comes standard with a collision detection sensor.
Castors	The furniture can be equipped with castors (4 turning, of which 2 can be locked).
By order	The desk can be equipped with a 500mm high front panel and a cable tray that can be mounted under the desk.

VISU KALUSTE OY

 Eeliksentie 6, 34870 Visuvesi, Finland

 visu@visu.fi

 +358 44 749 4940

 visu.fi