

Pass-through cabinet

- Pass-through cabinet is installed to an [island workbench](#). The cabinet is used from both side of the workbench and can also be implemented as an open shelf solution.
- For Standard solutions we have selected high-quality and most commonly used options in terms of dimensions and materials.
- Custom solutions are always tailored to the customer's needs.



Standard


Description	Product code and standard dimensions width-depth-height [mm]
Pass-through cabinet with framed glass doors	Y11L-400-540-620
	Y11L-500-540-620
	Y11L-600-540-620
Pass-through cabinet with double framed glass doors	Y22L-800-540-620
	Y22L-1000-540-620

Custom


In addition to Standard solutions, we also implement furniture according to customer's wishes. In Custom solutions, dimensions, materials and equipment are completely up to the customer.

Feel free to contact our experts and we will find suitable solutions together!

VISU KALUSTE OY

 Eeliksentie 6, 34870 Visuvesi, Finland

 visu@visu.fi

 +358 44 749 4940

 visu.fi



INNOSTAVIA YMPÄRISTÖJÄ
TIETEELLE JA TUTKIMUKSELLE



Features

Locking	Abloy-Classic furniture lock.
Installation	Installation into an island workbench.
Materials	According to Standard collection or alternatively customized according to customer´s wishes (Custom).
Contents	The standard solution consists of one shelf with fixed shelf supports.

VISU KALUSTE OY

📍 Eeliksentie 6, 34870 Visuvesi, Finland

✉️ visu@visu.fi

☎️ +358 44 749 4940

🌐 visu.fi





INNOSTAVIA YMPÄRISTÖJÄ
TIETEELLE JA TUTKIMUKSELLE

By order

Double-door pass-through cabinet is also available with sliding glass doors. You can also choose doors that open upwards, either with a manual or electric mechanism. Ask more from our experts.

VISU KALUSTE OY

 Eeliksentie 6, 34870 Visuvesi, Finland

 visu@visu.fi

 +358 44 749 4940

 visu.fi