

A-desk

With fixed height

- The worktop material is acid- and chemical-resistant solid laminate (T2). Other options are also available; read more on the [Worktop materials](#) page.
- The streamlined design ensures easy cleanability.
- The under-desk cabinets are attached to the desk frame, leaving floor space free and allowing the cabinet to be repositioned under the worktop. The cabinet can also be relocated to another desk.
- Our standard solutions feature the most commonly used dimensions.
- Custom solutions are always tailored to the client's needs.



Standard

Description	Product code	Standard dimensions [mm]			Additional information
		Width	Depth	Height	
A-desk	RA-T2	400 - 2,300*	600, 700**, 800	750, 900	
A-desk	RAp-T2	500 - 2,300*	600, 700**, 800	750, 900	On casters
A-desk	RA-AH-T2	400 - 2,300*	600, 700**, 800	750, 900	With full size lower shelf
A-desk	RAp-AH-T2	500 - 2,300*	600, 700**, 800	750, 900	On casters & with full size lower shelf
A-corner desk	RA-K-T2	1,280 - 2,300*	1,280 - 2,300*	750, 900	Worktop depth 600 or 800, specified in the order

* Widths available in 100 mm increments.


** In tables with a depth of 700 mm, a 100 mm deep free space remains for building services (e.g., utilities).

Custom


In addition to the standard models, we also manufacture desks according to client specifications. In the custom solutions, dimensions, materials, and features are entirely up to the client.

Feel free to ask our experts for more information, and let's design the right solutions together!

VISU KALUSTE OY

 Eeliksentie 6, 34870 Visuvesi, Finland

 visu@visu.fi

 +358 44 749 4940

 visu.fi




INNOSTAVIA YMPÄRISTÖJÄ
TIETEELLE JA TUTKIMUKSELLE

Additional information

Installation method	Free-standing on the floor, adjustable feet as standard. Note: desks with sinks must be secured in place
Materials	Worktop acid- and chemical-resistant solid laminate (T2). Other options are also available; read more on the Worktop materials page Frame powder-coated steel, designed to meet laboratory environment requirements
Colour	White as standard, other colours available on request
Load capacity	Recommended load capacity 200 kg/desk, providing sufficient rigidity to minimize sway and prevent surface deflection. Maximum load capacity 400 kg/desk, must not be exceeded. Higher load capacities also available; see, e.g., Heavy-duty tables or contact our specialists for further information.
Casters	Can be equipped with casters (four turning, of which two can be locked)
On request	Can be equipped with a full size lower shelf made of P5-class chipboard with high-pressure laminate surface

VISU KALUSTE OY

 Eeliksentie 6, 34870 Visuvesi, Finland

 visu@visu.fi

 +358 44 749 4940

 visu.fi