

## A-desk

With fixed height

- The worktop material is acid- and chemical-resistant solid laminate (T2). Other options are also available; read more on the [Worktop materials](#) page.
- The streamlined design ensures easy cleanability.
- Under-desk cabinets are attached to the table frame, leaving floor space free and allowing the cabinet to be repositioned under the work surface. The cabinet can also be lifted and relocated entirely to another table.
- Our standard solutions feature the most commonly used dimensions.
- Custom solutions are always tailored to the customer's needs.



### Standard

Description	Product code	Standard dimensions [mm]			Additional information
		Width	Depth	Height	
A-desk	RA-T2	400-2300*	600, 800	750, 900	
A-desk	RAp-T2	500-2300*	600, 800	750, 900	On castors
A-desk	RA-AH-T2	400-2300*	600, 800	750, 900	With full size lower shelf
A-desk	RAp-AH-T2	500-2300*	600, 800	750, 900	On castors & with full size lower shelf
A-corner desk	RA-K-T2	1280-2300*	1280-2300*	750, 900	Worktop depth options 600, 800 mm, specified in the order.


\* Widths available in 100 mm increments.

### Custom


In addition to standard models, we also manufacture desks according to customer specifications. In custom solutions, dimensions, materials, and features are entirely up to the customer.

Feel free to ask our experts for more information, and let's design the right solutions together!

### VISU KALUSTE OY

 Eeliksentie 6, 34870 Visuvesi, Finland

 [visu@visu.fi](mailto:visu@visu.fi)

 +358 44 749 4940

 [visu.fi](http://visu.fi)




INNOSTAVIA YMPÄRISTÖJÄ  
TIETEELLE JA TUTKIMUKSELLE


## Additional information

<b>Installation method</b>	Free-standing on the floor, adjustable pads as standard. Note. Desks with sinks must be secured in place.
<b>Materials</b>	The worktop material is acid- and chemical-resistant solid laminate (T2). Other options are also available; read more on the <a href="#">Worktop materials</a> page. The frame is powder-coated steel, designed to meet laboratory environment requirements.
<b>Colour</b>	White as standard, other colours available on request.
<b>Load capacity</b>	Recommended load capacity is 200 kg per table, providing sufficient rigidity to minimize sway and prevent surface deflection. The maximum load capacity is 400 kg per table, which must not be exceeded. Higher load capacities are also available; see, for example, <a href="#">Heavy-duty tables</a> designed for heavy-duty loads, or contact our specialists for further information.
<b>Castors</b>	The furniture can be equipped with castors (4 turning, of which 2 can be locked)
<b>By order</b>	The table can be equipped with a full size lower shelf made of P5 class chipboard with a high-pressure laminate surface.

## VISU KALUSTE OY

 Eeliksentie 6, 34870 Visuvesi, Finland

 [visu@visu.fi](mailto:visu@visu.fi)

 +358 44 749 4940

 [visu.fi](http://visu.fi)